




## Compact handheld durometer with drag indicator



### Features

- Typical application: measurement of penetration (Shore)
- Particularly recommended for internal comparison measurement. Standard calibrations e. g. to DIN 53505 are often not possible because of very narrow standard tolerances
- **Shore A** rubber, elastomers, neoprene, silicone, vinyl, soft plastics, felt, leather and similar material
- **Shore D** plastics, formica, epoxides, plexiglass etc.
- **Shore A0** foam, sponge etc.
- **Max mode:** Holds the maximum value in the display
- **Point mode:** Shows one instant value
- Can be attached to the test stands SAUTER TI-A0 (for Shore A and A0), TI-D. (for Shore D)
-  Delivered in a wooden carrying case
- The measuring tips are not interchangeable

### Technical data

- Precision: 3 % of [Max]
- Dimensions WxDxH 60x25x115 mm
- Net weight approx. 160 g
- Screws to screw on to the TI: M7 fine thread
- Material thickness of the sample, min. 4 mm

### Accessories

- Shore comparison plates for testing and calibration of Shore hardness testing devices. By regular comparisons the measuring accuracy increases significantly.
-  **7 hardness comparison plates** for Shore A, tolerance up to  $\pm 2$  H, SAUTER AHBA-01
  -  **3 hardness comparison plates** for Shore D, tolerance up to  $\pm 2$  HD, SAUTER AHBD-01
  - **Optional ISO calibration of the comparison plates**, SAUTER 961-170
  - **Test stand** for HBA and HBO, SAUTER TI-A0
  - **Test stand** for HBD, SAUTER TI-D.































#### STANDARD



#### OPTION



Model	Hardness type	Measuring range	Readout	
		[Max] HS	[d] HS	
<b>SAUTER</b> HBA 100-0.	Shore A	100 HA	1,0 HA	
HBO 100-0.	Shore A0	100 HAO	1,0 HAO	
HBD 100-0.	Shore D	100 HD	1,0 HD	

	<b>Adjusting program (CAL):</b> For quick setting of the balance's accuracy. External adjusting weight required.		<b>Data interface Infrared:</b> To transfer data from the balance to a printer, PC or other peripheral devices.		<b>Battery operation:</b> Ready for battery operation. The battery type is specified for each device.
	<b>Calibration block:</b> standard for adjusting or correcting the measuring device.		<b>Control outputs (optocoupler, digital I/O):</b> to connect relays, signal lamps, valves, etc.		<b>Rechargeable battery pack:</b> rechargeable set.
	<b>Peak hold function:</b> capturing a peak value within a measuring process.		<b>Analogue interface:</b> to connect a suitable peripheral device for analogue processing of the measurements.		<b>Mains adapter:</b> 230V/50Hz in standard version for EU. On request GB, AUS or USA version available.
	<b>Scan mode:</b> continuous capture and display of measurements.		<b>Statistics:</b> using the saved values, the device calculates statistical data, such as average value, standard deviation etc.		<b>Power supply:</b> Integrated, 230V/50Hz in EU. More standards e.g. GB, AUS or USA on request.
	<b>Push and Pull:</b> the measuring device can capture tension and compression forces.		<b>PC Software:</b> to transfer the measurements from the device to a PC.		<b>Motorised drive:</b> The mechanical movement is carried out by a motorised drive.
	<b>Length measurement:</b> captures the geometric dimensions of a test object or the movement during a test process.		<b>Printer:</b> a printer can be connected to the device to print out the measurements.		<b>Fast-Move:</b> the total length of travel can be covered by a single lever movement.
	<b>Focus function:</b> increases the measuring accuracy of a device within a defined measuring range.		<b>GLP/ISO record keeping:</b> of measurements with date, time and serial number. Only with SAUTER printers.		<b>ISO Calibration:</b> The time required for ISO calibration is shown in days in the pictogram.
	<b>Internal memory:</b> to save measurements in the device memory.		<b>Measuring units:</b> Weighing units can be switched to e.g. non-metric at the touch of a key. Please refer to website for more details.		<b>Package shipment:</b> The time required for internal shipping preparations is shown in days in the pictogram.
	<b>Data interface RS-232:</b> bidirectional, for connection of printer and PC.		<b>Measuring with tolerance range:</b> Upper and lower limiting can be programmed individually, e.g. for sorting and dosing.		<b>Pallet shipment:</b> The time required for internal shipping preparations is shown in days in the pictogram.
	<b>Data interface USB:</b> To connect the balance to a printer, PC or other peripheral devices.		<b>ZERO:</b> Resets the display to "0".		<b>Warranty:</b> The warranty period is shown in the pictogram.

Your SAUTER specialist dealer: