

Compact force measuring device

Features

- **Turnable display** with backlight
- **Peak-Hold function** to capture peaks (measurement result will be “frozen” for a short time) or **Track function** mode for a continuous measurement indication (period of time approx. 10 s)
- **Metal housing** for durable usage in harsh environmental conditions
- **Capacity display:** A bar lights up to show how much of the measuring range is still available
- **Function to set limits**, programming of Max./Min., in pull and push direction, with output of acoustic and optical signal. Ideal mode for efficient and accurate testing of standard parts
- **Safety:** If loads exceed 110 % of the measuring range, the device will give clear acoustic and visual signals
- **Internal memory** for up to 1000 measurements

Data interface RS-232

- (only for connection to the printer)
- Selectable: AUTO-OFF function or permanent operation
- **1** Delivered in a hard carrying case
- Selectable measuring units: N, kg, oz, lb
- **2** Standard attachments: as shown below
- Can be mounted on all SAUTER test stands (with adapter plate)

Technical data

- Precision: 0,2 % of [Max]
- Internal measuring frequency: 1000 Hz
- Overload protection: 150 % of [Max]
- Overall dimensions WxDxH 145x73x34 mm
- Thread: M6
- Net weight approx. 940 g
- Permissible ambient temperature -10 °C/40 °C

Accessories

- **3 Force-time data transfer software** for graphical representation on the PC and data transfer to Microsoft Excel, SAUTER AFH FAST
- **Force-displacement data transfer software** with graphic display of the measurement process, SAUTER AFH FD
- **2 Standard attachments**, SAUTER AC 43
- Further accessory see www.sauter.eu and page 26 et seqq.































STANDARD



OPTION



Model	Measuring range [Max] N	Readout [d] N	Option ISO Calibration Certificate					
			Tension		Compression			
			ISO KERN		ISO KERN			
SAUTER								
FC 10	10	0,01	961-161		961-261		961-361	
FC 50	50	0,01	961-161		961-261		961-361	
FC 100	100	0,1	961-161		961-261		961-361	
FC 500	500	0,1	961-161		961-261		961-361	
FC 1K	1000	1	961-162		-		-	

	Adjusting program (CAL): For quick setting of the balance's accuracy. External adjusting weight required.		Data interface Infrared: To transfer data from the balance to a printer, PC or other peripheral devices.		Battery operation: Ready for battery operation. The battery type is specified for each device.
	Calibration block: standard for adjusting or correcting the measuring device.		Control outputs (optocoupler, digital I/O): to connect relays, signal lamps, valves, etc.		Rechargeable battery pack: rechargeable set.
	Peak hold function: capturing a peak value within a measuring process.		Analogue interface: to connect a suitable peripheral device for analogue processing of the measurements.		Mains adapter: 230V/50Hz in standard version for EU. On request GB, AUS or USA version available.
	Scan mode: continuous capture and display of measurements.		Statistics: using the saved values, the device calculates statistical data, such as average value, standard deviation etc.		Power supply: Integrated, 230V/50Hz in EU. More standards e.g. GB, AUS or USA on request.
	Push and Pull: the measuring device can capture tension and compression forces.		PC Software: to transfer the measurements from the device to a PC.		Motorised drive: The mechanical movement is carried out by a motorised drive.
	Length measurement: captures the geometric dimensions of a test object or the movement during a test process.		Printer: a printer can be connected to the device to print out the measurements.		Fast-Move: the total length of travel can be covered by a single lever movement.
	Focus function: increases the measuring accuracy of a device within a defined measuring range.		GLP/ISO record keeping: of measurements with date, time and serial number. Only with SAUTER printers.		ISO Calibration: The time required for ISO calibration is shown in days in the pictogram.
	Internal memory: to save measurements in the device memory.		Measuring units: Weighing units can be switched to e.g. non-metric at the touch of a key. Please refer to website for more details.		Package shipment: The time required for internal shipping preparations is shown in days in the pictogram.
	Data interface RS-232: bidirectional, for connection of printer and PC.		Measuring with tolerance range: Upper and lower limiting can be programmed individually, e.g. for sorting and dosing.		Pallet shipment: The time required for internal shipping preparations is shown in days in the pictogram.
	Data interface USB: To connect the balance to a printer, PC or other peripheral devices.		ZERO: Resets the display to "0".		Warranty: The warranty period is shown in the pictogram.

Your SAUTER specialist dealer: